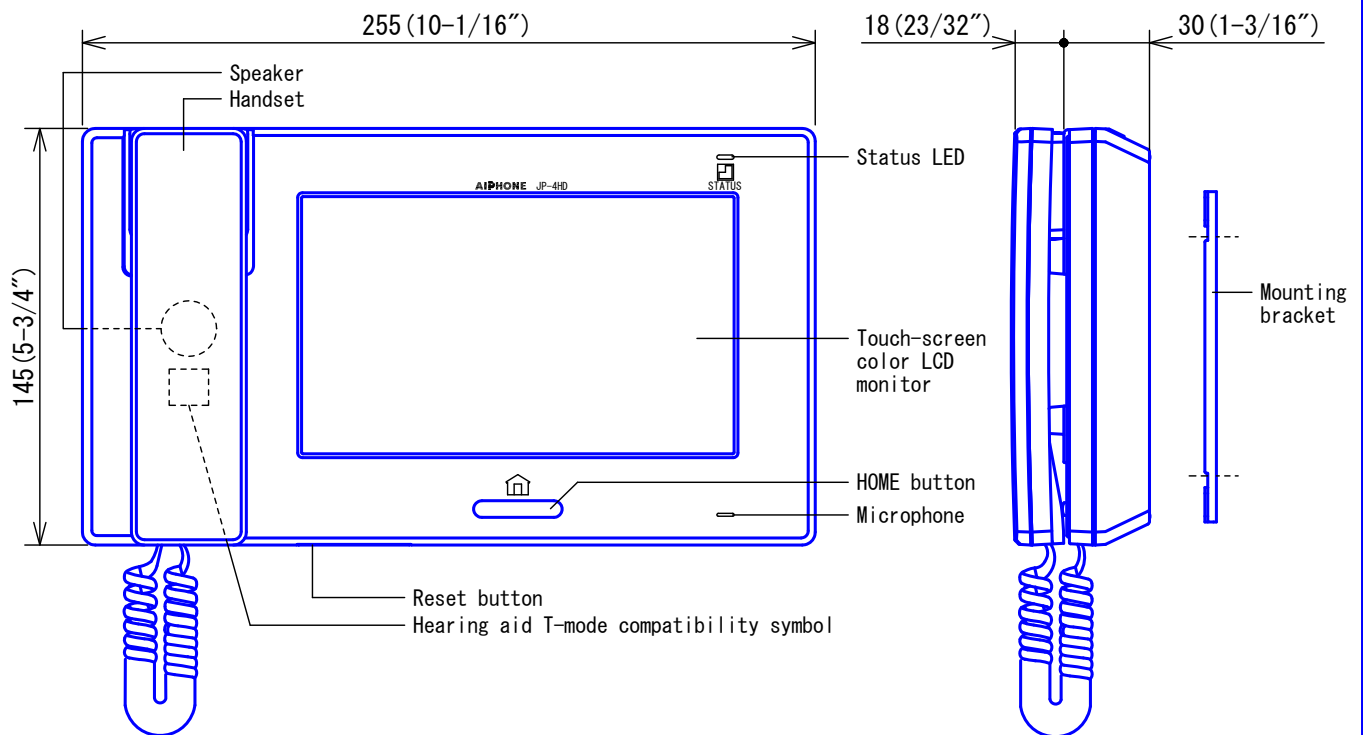
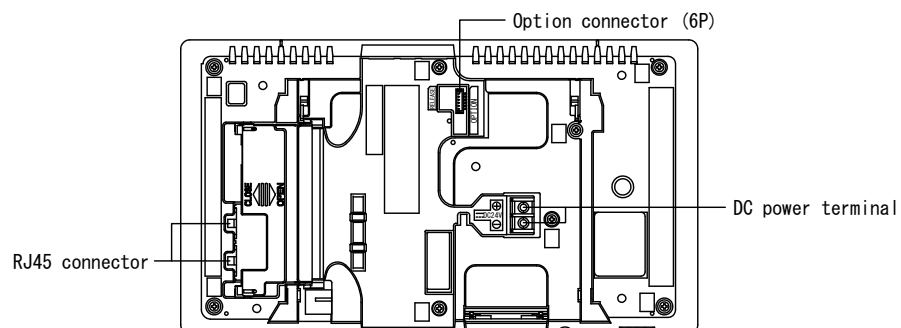
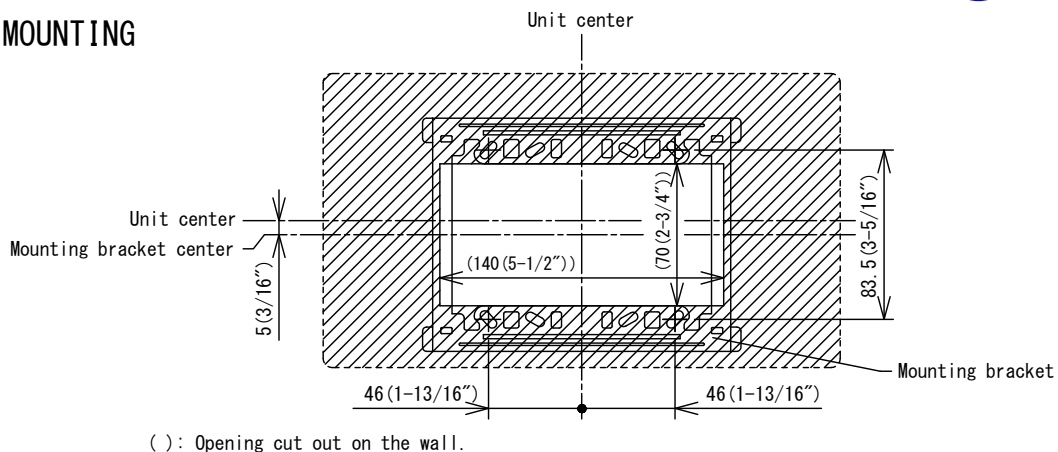


PRODUCT DRAWING

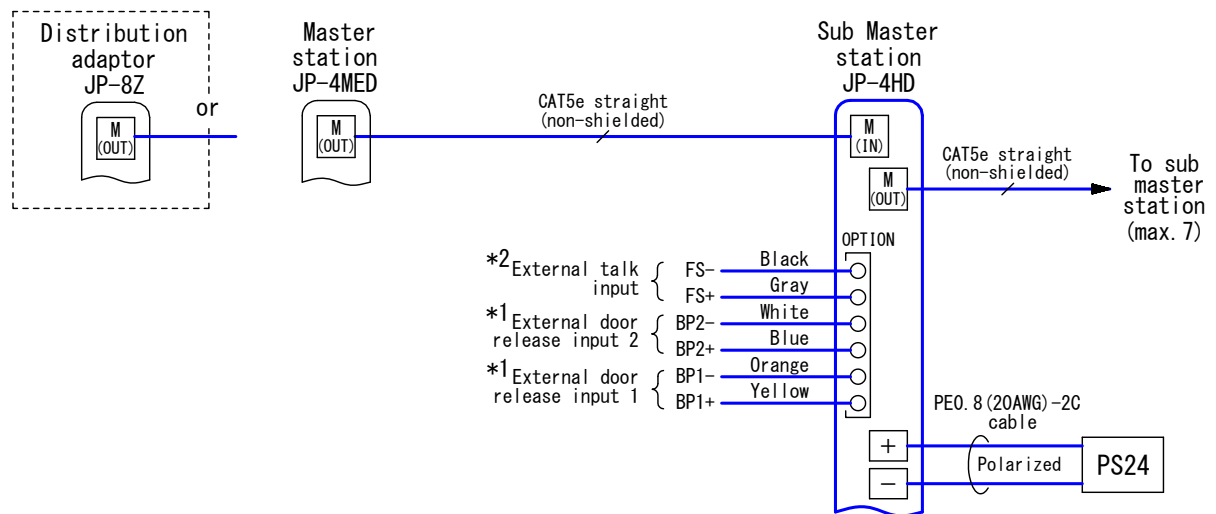


MOUNTING



DESCRIPTION SUB MASTER STATION	FIG. NAME PRODUCT DRAWING	UNIT mm	DATE 6 October, 2014
MODEL NO. JP-4HD	FIG. NO. 59626-1-4	PAGE 1/4	REVISION 1
AIPHONE			

■ WIRING DIAGRAM



PS24 : 24V DC, PS-2420, PS-2420D, PS-2420S or PS-2420UL power supply

PE: Polyethylene-insulated PVC-coated cable

*1. Connect a door release button to each pair of these inputs.

*2. A foot switch can be connected here.
A foot switch works just as well as touching TALK or OFF on the touch screen of this station monitor.

Input method	N/O or N/C dry closure contact (start signal only detection method)
Detection confirmation time	100mS or more
Contact resistance	During N/O dry closure: Less than 700Ω During N/C dry closure: At least 15kΩ
Terminal short current	Less than 10mA
Voltage between terminals	Less than 5V DC (when open between terminals)

DESCRIPTION SUB MASTER STATION	FIG. NAME WIRING DIAGRAM	UNIT mm	DATE 6 October, 2014
MODEL NO. JP-4HD	FIG. NO. 59626-2-4	PAGE 2/4	REVISION 1
AIPHONE			

■RESTRICTIONS

- Due to hands-free auto-voice actuation system, smooth voice switching may be hindered by voice strength of the opponent or ambient noise, etc.

■RESTRICTIONS ON WIRING

- For wiring, it is recommended to use a single vinyl jacketed cable with PE(polyethylene) insulation. The following cables can not be used;

- Coaxial cable
- Individual conductors
- Twisted pair cable
- Cable with conductors in odd number

PARALLEL CABLE



COAXIAL CABLE



ODD NO.
OF CONDUCTORS



- Keep the intercom wires more than 30cm(12") away from AC power lines.
(It causes noise in communication and malfunction) When using the existing cable run, the system may not work properly by type. In that case, it becomes necessary to install a new cable.

■FUNCTIONS

- Calling door station, call stand-by approx. 45 or 90 sec./Communication, approx. 1 minute/ 3 minutes for handset/Ending communication by pressing OFF button.
- Communication status is steadily lit while speaking./during hands-free operation.
- Backlight compensation by pressing ADJUST button while monitor is on.
(Low light compensation at night. Distinguishing between day and night is automatically done by the door station)
- ZOOM & WIDE camera control by pressing ZOOM & WIDE button while monitor is on.
- PanTilt camera control on ZOOM mode.
- Instant voice call-in with image (approx. 45 sec.)
- Room-to-room communication by pressing CALL button, communication approx. 10 min.
- Activating door strike.
- Option button: Controls external device such as entrance light






DESCRIPTION SUB MASTER STATION	FIG. NAME RESTRICTIONS/FUNCTIONS	UNIT mm	DATE 6 October, 2014
MODEL NO. JP-4HD	FIG. NO. 59626-3-4	PAGE 3/4	REVISION 1 AIPHONE

■ SETTING

• Settings after the installation

Item	Sub item	Setting range
ID SETTING	-	2 - 8
INITIALIZE	-	YES/NO
SOFTWARE VERSION	-	-

• User setting

Category	Item	Sub item	Setting range
CALL	DOOR STATION SETTING *	DOOR1/DOOR2/DOOR3/DOOR4	ENABLE/DISABLE
	ROOM STATION CALL SETTINGS *	ID1/ID2/ID3/ID4/ID5/ID6/ID7/ID8 (The ID number of this station is not displayed.)	ENABLE/DISABLE
TALK	PRIVACY MODE	-	ENABLE/DISABLE
MONITOR	ROOM MONITOR	-	ENABLE/DISABLE
GENERAL	SOUND SETTING	AUDIBLE TOUCHTONE	ENABLE/DISABLE
	DOOR RELEASE *	-	DOOR1/DOOR2/DOOR3/DOOR4
	PIN SETTING	-	CURRENT PIN/NEW PIN (Select four numbers from 0 - 9)
ADJUST		-	1 - 10
	VOLUME	   	0 (mute), 1 - 10

*. It is required to enter PIN before making this setting.

■ SPECIFICATIONS

Power source	24V DC, Supplied from a power supply			
Power consumption	Max. 200mA			
Video monitor	7 inch TFT color LCD			
Pixels	1,150,000 pixels			
Type of communication	Open voice hands-free auto-voice actuation Handset: Simultaneous Communication			
Operating ambient temperature	0 - 40°C (+32 - +104° F)			
Mounting	Surface wall mount			
Electrical box	3-gang box			
Material	Flame resistant PC + ABS resin			
Weight	Approx. 780g (1.72lbs)			
Unit color	Front case: Snow white(5Y9.3/0.1 Munsell Approximation)			
DESCRIPTION SUB MASTER STATION	FIG. NAME SETTING/SPECIFICATIONS	UNIT mm	DATE 2 February, 2021	
MODEL NO. JP-4HD	FIG. NO. 59626-4-4	PAGE 4/4	REVISION 2	AIPHONE